

Online News Submission System

There are two ways to submit article to enews.

1. Compose article direct to ONSS

- ✓ Login to ONSS compose, upload picture and submit.
- ✓ Directly submitted to the system.

e-News Information
All news can be in "ENGLISH and MALAY". Your news will be publish depends on published date.

e-News Form

News Category [*]
Expert column

Department [*]
PPK UJAM

Event Date [*]
15 July 2020

Event Venue [*]
Esplaned, Penang

News Title [*]
Electronic Gadget

The News [*]

NOOR AKIDAH BINTI UBADILLAH
PENOLONG PEGAWAI TEKNOLOGI
MAKLUMAT FA29

Email
noure@usm.my

Phone Number
019-5237070

Rich Text Editor:
Trebuchet MS 10 A
Lorem Ipsum is simply dummy text of the printing and typesetting industry. Lorem Ipsum has been the industry's standard dummy text ever since the 1500s, when an unknown printer took a galley of type and scrambled it to make a type specimen book. It has survived not only five centuries, but also the leap into electronic typesetting, remaining essentially unchanged. It was popularised in the

Save

2. Copy news/ article from websites, word , pdf or others material

- ✓ Login to ONSS, copy article/news from websites, word or PDF document.
- ✓ Paste at notepad.Required (to removes formatting, keep text only)
- ✓ Copy and paste at the editor page, continue place the picture and submit.



Publication from doi



News from Website



Article from PDF Doc



Article from Journal

INTRODUCTION
 About half of the iatrogenic esophageal perforation cases are associated with endoscopic instrumentation of the upper gastrointestinal tract [1]. Gastroscopy-related perforations are often seen from sleep due to foreign body and choking sensation in the throat. She then realised that part of her dentures were missing (Figure 1) and had been accidentally swallowed. She had a few episodes of vomiting but did not feel any

Status News : **New Request**

Alert!

This record successfully has been save and send 'New Request' to admin. Please add 'News Picture at belows section'. Thank you.

Process your news : Cancel Back

4. Once clicked saved, alert message **continue** upload picture.

Gallery
News Photos

Add New Photo File (.png, .jpg, .gif, .bmp):

Browse

Max file size 2MB.

Credit photo by (eg: IPPT / Owner Name) :

Write image source here

** Must insert photo credit as concern for copyright. Copyright laws are designed to protect the creator of original works, which are creative expressions from others using and profiting their work, without permission.

Save Photo

Important: Must insert photo credit as concern for copyright. **Copyright** laws are designed to protect the creator of **original works**, which are creative expressions from others using and profiting their work, without permission.

Gallery
News Photos




Photo By IPPT

Add New Photo File (.png, .jpg, .gif, .bmp):

Max file size 2MB.

Gallery
News Photos

1 Thumbnail images




Photo By IPPT




Image preview
← Second image

Photo By IPPT

i Alert!

Your photo success been uploaded.

5. Alert message appear **success** upload pictures.

Pusat Pengetahuan, Komunikasi & Teknologi
Announcement

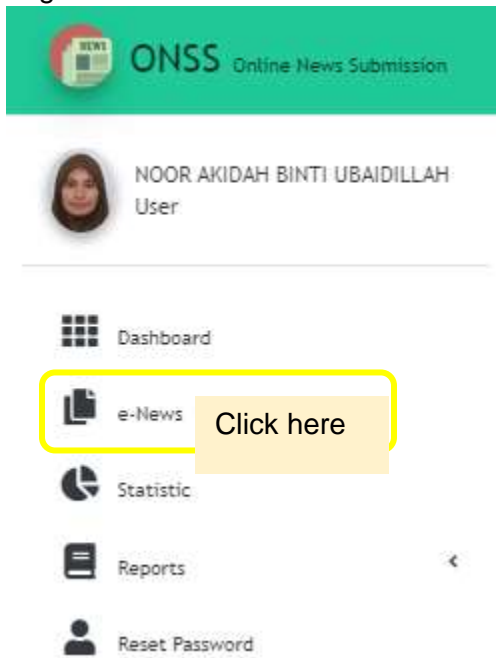
New Request

Status article : New Request
 Department : Pusat Pengetahuan, Komunikasi & Teknologi (PPKT)
 Category : Announcement

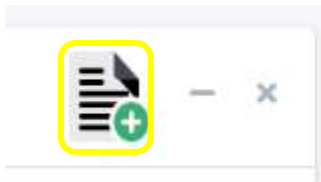
Note: Upload picture one by one. The first picture will appear as **Thumbnail**. The **picture** will appear main picture of the articles.

News with **single** image

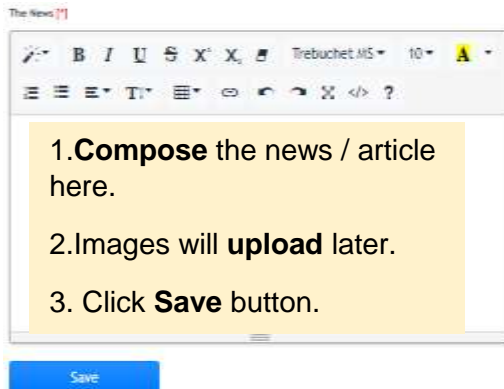
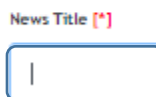
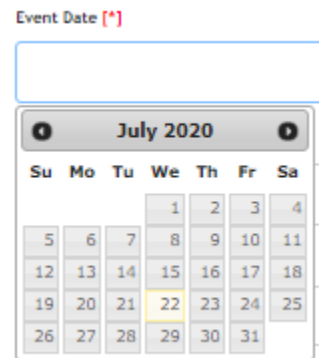
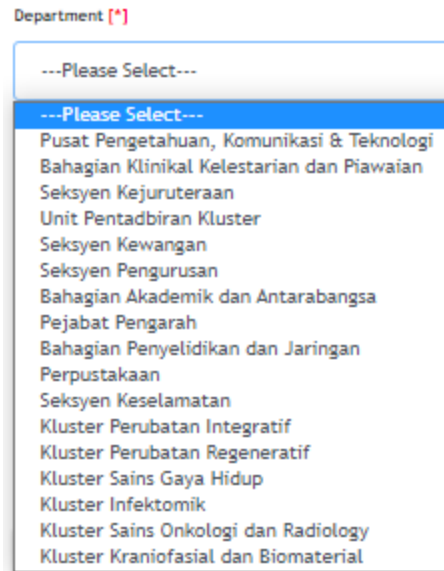
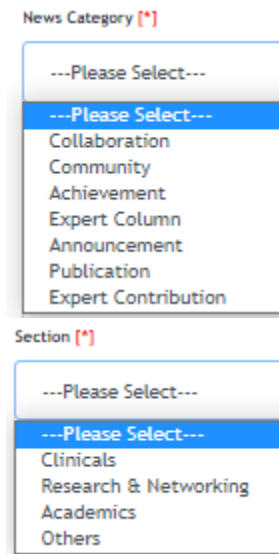
1. Go to <https://accessapps.amdi.usm.my/onss/>
Login with Email USM.



2. On the right click **add icon**



3. Please fill up the form **completely**



Note: Next step **upload** the pictures.